

STEEL PRICE REPORT

Volume 2 / Issue 196 / October 12, 2015

DAILY STEEL BENCHMARKS

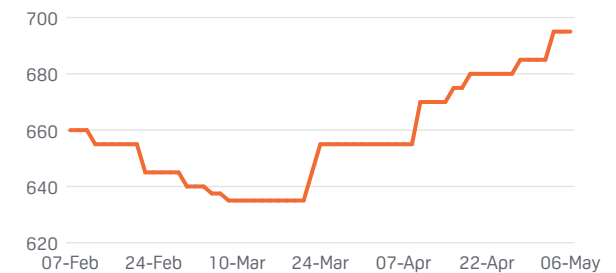
	Platts symbol	Unit	Range	Midpoint	% change
Semi-finished					
Billet China domestic production Tangshan inc. 17% VAT	SB01032	Yuan/mt	1680.00-1680.00	1680.00	+2.44
Billet FOB Black Sea	STBLB00	\$/mt	-	270.00	0.00
Hot-rolled coil					
HRC FOB China SS400	STHRZ02	\$/mt	269.00-275.00	272.00	-0.18
HRC FOB China SAE1006 Premium	STHRY00	\$/mt	3.00	3.00	0.00
HRC FOB Black Sea	STHRB00	\$/mt	280.00-290.00	285.00	0.00
HRC CIF US Gulf Coast	STHRG00	\$/st	360.00-380.00	370.00	0.00
HRC CIF Antwerp	STHRA00	€/mt	320.00-330.00	325.00	0.00
HRC EXW Indiana	STHRI00	\$/st	410.00-430.00	420.00	0.00
HRC DDP Northwest Europe	AAWV00	€/mt	365.00-375.00	370.00	0.00
HRC EXW Ruhr	STHRE00	€/mt	345.00-355.00	350.00	0.00
HRC CPT Moscow (weekly)	AAXJI00	Rb/mt	22700.00-23300.00	23000.00	-1.92
Cold-rolled coil					
CRC FOB Black Sea	STRRB00	\$/mt	355.00-365.00	360.00	0.00
CRC CIF US Gulf Coast	STRRG00	\$/st	460.00-480.00	470.00	0.00
CRC CIF Antwerp	STRRA00	€/mt	390.00-400.00	395.00	0.00
CRC EXW Ruhr	STRRE00	€/mt	435.00-445.00	440.00	0.00
CRC EXW Indiana	STRR00	\$/st	540.00-550.00	545.00	0.00
CRC DDP Northwest Europe	AAWB00	€/mt	455.00-465.00	460.00	0.00
Plate					
Plate US EXW Southeast	STPRI00	\$/st	500.00-510.00	505.00	0.00
Plate CIF US Gulf Coast	STPRG00	\$/st	435.00-440.00	437.50	0.00
Plate CIF Antwerp	STPRA00	€/mt	325.00-330.00	327.50	0.00
Plate EXW Ruhr	STPRE00	€/mt	420.00-430.00	425.00	0.00
Rebar					
Rebar FOB Turkey	STCBM00	\$/mt	330.00-340.00	335.00	0.00
Rebar FOB China	STCBZ02	\$/mt	258.00-261.00	259.50	-0.19
Rebar CIF US Gulf Coast (Houston)	STCBG00	\$/st	335.00-340.00	337.50	0.00
Rebar EXW US Southeast	STCBC00	\$/st	490.00-545.00	517.50	0.00
Rebar EXW Northwest Europe	STCBE00	€/mt	375.00-385.00	380.00	0.00
Rebar HRB400 18-25mm China domestic production Beijing trader inc. 17% VAT	SB01198	Yuan/mt	1930.00-1940.00	1935.00	-0.51
The Steel Index (TSI)					
TSI HRC USA (FOB Midwest mill)	TS01018	\$/st	-	423.00	-1.86
TSI HRC Northern Europe (EXW)	TS01015	€/mt	-	346.00	+0.58
TSI HRC Southern Europe (EXW)	TS01016	€/mt	-	293.00	0.00
TSI HRC (SAE) Asean imports (CFR Asean port)	TS01041	\$/mt	-	281.00	0.00

For Platts assessment methodology, please go to: <http://platts.com/IM.Platts.Content/MethodologyReferences/MethodologySpecs/steel.pdf>
For TSI methodology, please go to <https://www.thesteelindex.com/en/procedures-methodology/>

CONTENTS

Platts steel price trackers	2
Flat products	2
Long products	4
Pipe and tube	5
Stainless	6
Semi-finished	7
Steel mill economics: global spreads	8
Steel assessments currency and unit comparisons	8
Exchange steel futures	9
Steel industry data	9
Platts Turkey ARC tracker	10

TURKEY REBAR SPREAD (\$/x)



PRICE DATA. YOUR WAY.

WANT YOUR VERY OWN, UNIQUE STEEL PRICE REPORT DELIVERED EACH DAY? Another valuable pricing tool that comes with your *Platts Daily Briefing* subscription is the customizable Price Snapshot Tool. This feature allows you to choose the price series most valuable to you. The prices you select are then displayed each day at the top of your Daily Briefing email. Your Snapshot will display the most up-to-date price, the +/- change value and the percentage change.

To customize your Snapshot right now, please visit <https://www.steelbb.com/pricesnapshot/>



PLATTS STEEL PRICE TRACKERS

Tracker name	Platts symbol	Value	Change
Steel price tracker World	SBIAX00	141.07	0.00
HRC price tracker World	SBIAH00	342.91	+0.45
Rebar price tracker World	SBIAQ00	402.49	+0.08
Stainless price tracker World	SBIAM00	79.54	0.00
Tube & pipe price tracker World	SBIAY00	97.27	0.00
Flat products price tracker China domestic	SBIAB00	79.97	+0.45
Flat products price tracker China exports	SBIAC00	54.02	-0.03
Flat products price tracker East Asia imports	SBIAD00	96.93	0.00
Flat products price tracker Black Sea exports	SBIAA00	62.69	0.00
Flat products price tracker Europe domestic	SBIAE00	121.69	0.00
Flat products price tracker Latin America domestic	SBIAF00	104.60	0.00
Flat products price tracker North America domestic	SBIAG00	136.93	0.00

Note: Trackers updated to reflect previous day's price inputs

Tracker name	Platts symbol	Value	Change
Long products price tracker China domestic	SBIAJ00	139.26	0.00
Long products price tracker China exports	SBIAK00	105.68	-0.05
Long products price tracker East Asia imports	SBIAL00	146.79	0.00
Long products price tracker Black Sea exports	SBIAI00	67.39	0.00
Long products price tracker Europe domestic	SBIAM00	156.29	0.00
Long products price tracker North America domestic	SBIAN00	183.77	0.00
Steel price tracker China domestic	SBIAT00	110.93	+0.19
Steel price tracker Middle East imports	SBIAO00	62.52	0.00
Steel price tracker Latin America exports	SBIAU00	56.82	0.00
Steel price tracker North America domestic	SBIAV00	148.44	0.00
Tube & pipe price tracker North America	SBIAP00	84.89	0.00

FLAT PRODUCTS

	Frequency	Platts symbol	Unit	Range	Midpoint	% change
Hot-rolled coil export assessments						
HRC FOB China SS400	Daily	STHRZ02	\$/mt	269.00–275.00	272.00	-0.18
HRC FOB China SAE1006 Premium	Daily	STHRV00	\$/mt	3.00	3.00	0.00
HRC FOB Black Sea	Daily	STHRB00	\$/mt	280.00–290.00	285.00	0.00
HRC Russia Black Sea exports FOB	Monthly	SB01151	\$/mt	280.00–300.00	290.00	-6.45
HRC Turkey exports FOB	Weekly	SB01155	\$/mt	330.00–340.00	335.00	-1.47
Hot-rolled coil import assessments						
HRC CIF US Gulf Coast	Daily	STHRG00	\$/st	360.00–380.00	370.00	0.00
HRC CIF Antwerp	Daily	STHRA00	€/mt	320.00–330.00	325.00	0.00
HRC East Asia imports CFR	Weekly	SB01142	\$/mt	275.00–285.00	280.00	0.00
HRC Europe imports CIF Southern Europe port	Monthly	SB01143	€/mt	285.00–295.00	290.00	-6.45
HRC Middle East imports CFR Persian Gulf port	Monthly	SB01146	\$/mt	295.00–325.00	310.00	-6.06
HRC Turkey imports CFR Turkish port	Monthly	SB01156	\$/mt	295.00–315.00	305.00	-7.58
HRC DDP West Midlands UK	Weekly	STHRM04	€/mt	285.00–295.00	290.00	0.00
Hot-rolled coil domestic assessments						
HRC EXW Indiana	Daily	STHRI00	\$/st	410.00–430.00	420.00	0.00
HRC DDP Northwest Europe	Daily	AAWVM00	€/mt	365.00–375.00	370.00	0.00
HRC EXW Ruhr	Daily	STHRE00	€/mt	345.00–355.00	350.00	0.00
HRC Southern Europe domestic production EXW	Weekly	SB01152	€/mt	290.00–310.00	300.00	-5.66
HRC Q235 5.5mm China domestic production Shanghai inc. 17% VAT	Daily	SB01260	Yuan/mt	1900.00–1920.00	1910.00	+1.06
HRC Turkey domestic production EXW	Weekly	SB01154	\$/mt	340.00–350.00	345.00	-1.43
HRC Mexico domestic production delivered	Monthly	SB01145	\$/mt	570.00–587.00	578.50	-3.42
HRC India domestic production EXW inc. duty and 4% VAT	Monthly	SB01144	Rupee/mt	31854.00–33034.00	32444.00	-1.79
HRC Brazil domestic production EXW taxes excluded	Monthly	SB01138	Real/mt	1968.00–2077.00	2022.50	+0.87
HRC CPT Moscow	Weekly	AAXJI00	Rb/mt	22700.00–23300.00	23000.00	-1.92
HR Sheet CPT Moscow	Weekly	AAXJH00	Rb/mt	23300.00–23900.00	23600.00	-1.87

FLAT PRODUCTS

	Frequency	Platts symbol	Unit	Range	Midpoint	% change
Cold-rolled coil export assessments						
CRC Russia Black Sea exports FOB	Monthly	SB01090	\$/mt	365.00–375.00	370.00	-3.90
CRC China exports FOB Shanghai	Weekly	SB01083	\$/mt	305.00–310.00	307.50	0.00
CRC Brazil exports FOB Brazilian port	Monthly	SB01081	\$/mt	425.00–455.00	440.00	-1.12
CRC FOB Black Sea	Daily	STRRB00	\$/mt	355.00–365.00	360.00	0.00
Cold-rolled coil import assessments						
CRC East Asia imports CFR	Monthly	SB01084	\$/mt	310.00–340.00	325.00	-10.96
CRC Europe imports CIF Southern Europe port	Monthly	SB01085	€/mt	370.00–380.00	375.00	-3.85
CRC Turkey imports CFR Turkish port	Monthly	SB01093	\$/mt	375.00–395.00	385.00	-4.94
CRC CIF US Gulf Coast	Daily	STRRG00	\$/st	460.00–480.00	470.00	0.00
CRC CIF Antwerp	Daily	STRRA00	€/mt	390.00–400.00	395.00	0.00
Cold-rolled coil domestic assessments						
CRC Southern Europe domestic production EXW	Weekly	SB01091	€/mt	370.00–380.00	375.00	-5.06
CRC China domestic production Shanghai inc. 17% VAT	Weekly	SB01082	Yuan/mt	2380.00–2470.00	2425.00	0.00
CRC Turkey domestic production EXW	Monthly	SB01092	\$/mt	440.00–460.00	450.00	-3.74
CRC Mexico domestic production delivered	Monthly	SB01086	\$/mt	660.00–668.00	664.00	-3.63
CRC Brazil domestic production EXW taxes excluded	Monthly	SB01080	Real/mt	2266.00–2371.00	2318.50	+0.80
CRC EXW Ruhr	Daily	STRRE00	€/mt	435.00–445.00	440.00	0.00
CRC EXW Indiana	Daily	STRRI00	\$/st	540.00–550.00	545.00	0.00
CRC DDP Northwest Europe	Daily	AAWWB00	€/mt	455.00–465.00	460.00	0.00
Hot dip galvanized assessments						
HDG China export FOB Shanghai	Monthly	SB01119	\$/mt	385.00–395.00	390.00	-4.88
HDG Middle East imports CFR Persian Gulf port	Monthly	SB01122	\$/mt	425.00–455.00	440.00	-5.38
HDG Europe imports CIF Southern Europe port	Monthly	SB01121	€/mt	360.00–390.00	375.00	-10.71
HDG North America imports CFR Gulf port	Monthly	SB01124	\$/st	560.00–580.00	570.00	0.00
HDG Northern Europe domestic production EXW base price	Monthly	SB01125	€/mt	430.00–450.00	440.00	-3.30
HDG Southern Europe domestic production EXW base price	Monthly	SB01126	€/mt	360.00–400.00	380.00	-9.52
HDG North America domestic production Ex-mill US Midwest	Monthly	SB01123	\$/st	610.00–630.00	620.00	-3.88
HDG China domestic production Shanghai inc. 17% VAT	Monthly	SB01118	Yuan/mt	2650.00–2760.00	2705.00	-2.52
HDG Brazil domestic production EXW taxes excluded	Monthly	SB01117	Real/mt	2592.00–2784.00	2688.00	+0.49
Plate assessments						
Plate CIS export FOB	Monthly	SB01179	\$/mt	330.00–340.00	335.00	-5.63
Plate commercial grade China export FOB Shanghai	Monthly	SB01180	\$/mt	275.00–280.00	277.50	-6.72
Plate Europe imports CIF Southern Europe port	Monthly	SB01182	€/mt	315.00–325.00	320.00	-7.25
Plate A36 East Asia imports CFR	Monthly	SB01176	\$/mt	280.00–310.00	295.00	-7.81
Plate CIF US Gulf Coast	Daily	STPGM00	\$/mt	479.50–485.01	482.25	0.00
Plate CIF Antwerp	Daily	STPRA00	€/mt	325.00–330.00	327.50	0.00
Plate China domestic production Shanghai inc. 17% VAT	Monthly	SB01178	Yuan/mt	1950.00–1980.00	1965.00	-6.21
Plate Southern Europe domestic production EXW	Weekly	SB01185	€/mt	405.00–415.00	410.00	-3.53
Plate Turkey domestic production EXW	Monthly	SB01186	\$/mt	360.00–380.00	370.00	-5.13
Plate A36 Brazil domestic production EXW taxes excluded	Monthly	SB01175	Real/mt	1788.00–1867.00	1827.50	+0.97
Plate CIF US Gulf Coast	Daily	STPRG00	\$/st	435.00–440.00	437.50	0.00
Plate EXW Ruhr	Daily	STPRE00	€/mt	420.00–430.00	425.00	0.00

FLAT PRODUCTS

	Frequency	Platts symbol	Unit	Range	Midpoint	% change
TSI flat-rolled prices						
TSI HRC USA (FOB Midwest mill)	Daily	TS01018	\$/st	–	423.00	-1.86
TSI CRC USA (FOB Midwest mill)	Weekly	TS01005	\$/st	–	543.00	-1.09
TSI HDG USA (FOB Midwest mill)	Weekly	TS01010	\$/st	–	620.00	-0.16
TSI Plate USA (FOB Midwest mill)	Weekly	TS01025	\$/st	–	522.00	-0.57
TSI HRC Northern Europe (EXW)	Daily	TS01015	€/mt	–	346.00	+0.58
TSI CRC Northern Europe (EXW)	Weekly	TS01002	€/mt	–	439.00	-1.79
TSI HDG Northern Europe (EXW)	Weekly	TS01007	€/mt	–	468.00	-0.21
TSI Plate Northern Europe (EXW)	Weekly	TS01023	€/mt	–	432.00	-1.37
TSI HRC Southern Europe (EXW)	Daily	TS01016	€/mt	–	293.00	0.00
TSI CRC Southern Europe (EXW)	Weekly	TS01003	€/mt	–	381.00	-8.85
TSI HDG Southern Europe (EXW)	Weekly	TS01008	€/mt	–	434.00	-5.45
TSI Plate Southern Europe (EXW)	Weekly	TS01024	€/mt	–	395.00	-2.47
TSI HRC Turkey (EXW)	Weekly	TS01017	\$/mt	–	340.00	-0.58
TSI CRC Turkey (EXW)	Weekly	TS01004	\$/mt	–	452.00	-0.66
TSI HDG Turkey (EXW)	Weekly	TS01009	\$/mt	–	570.00	-1.38
TSI HRC (SAE) Asean imports (CFR Asean port)	Daily	TS01041	\$/mt	–	281.00	0.00
TSI CRC Asean imports (CFR Asean port)	Weekly	TS01042	\$/mt	–	319.00	-0.31
TSI Plate Asean imports (CFR Asean port)	Weekly	TS01043	\$/mt	–	285.00	-1.72
TSI HRC China exports (FOB China port)	Weekly	TSHRC00	\$/mt	–	269.00	-1.47
TSI CRC China exports (FOB China port)	Weekly	TSCRC00	\$/mt	–	308.00	-1.91

LONG PRODUCTS

	Frequency	Platts symbol	Unit	Range	Midpoint	% change
Rebar export prices						
Rebar FOB Turkey	Daily	STCBM00	\$/mt	330.00–340.00	335.00	0.00
Rebar FOB China	Daily	STCBZ02	\$/mt	258.00–261.00	259.50	-0.19
Rebar import prices						
Rebar CIF US Gulf Coast (Houston)	Daily	STCBG00	\$/st	335.00–340.00	337.50	0.00
Rebar East Asia imports CFR	Weekly	SB01195	\$/mt	272.00–274.00	273.00	-1.27
Rebar Middle East imports CFR Gulf States port	Monthly	SB01201	\$/mt	350.00–360.00	355.00	-5.96
Rebar domestic prices						
Rebar EXW US Southeast	Daily	STCBC00	\$/st	490.00–545.00	517.50	0.00
Rebar EXW Northwest Europe	Daily	STCBE00	€/mt	375.00–385.00	380.00	0.00
Rebar HRB400 18-25mm China domestic production Beijing Trader inc. 17% VAT	Daily	SB01198	Yuan/mt	1930.00–1940.00	1935.00	-0.51
Rebar Middle East domestic production EXW	Monthly	SB01200	\$/mt	360.00–400.00	380.00	-3.18
Rebar North America domestic production Ex-mill US Midwest	Weekly	SB01202	\$/st	540.00–570.00	555.00	0.00
Rebar HRB400 18-25mm China domestic production Shanghai inc. 17% VAT	Weekly	SB01259	Yuan/mt	1920.00–1930.00	1925.00	-1.03
Rebar CPT Moscow	Weekly	AAXJG00	Rb/mt	20420.00–20760.00	20590.00	0.00

LONG PRODUCTS

	Frequency	Platts symbol	Unit	Range	Midpoint	% change
Wire rod export prices						
Wire rod mesh quality Black Sea exports FOB	Monthly	SB01243	\$/mt	310.00–315.00	312.50	-8.76
Wire rod mesh quality China exports FOB Shanghai	Weekly	SB01261	\$/mt	276.00–280.00	278.00	-2.46
Wire rod mesh quality Latin America exports FOB Latin America port	Monthly	SB01248	\$/mt	400.00–420.00	410.00	-8.89
Wire rod mesh quality Turkey exports FOB Turkish port	Monthly	SB01251	\$/mt	360.00–380.00	370.00	-8.64
Wire rod import prices						
Wire rod mesh quality Europe imports CIF Southern Europe port	Monthly	SB01247	€/mt	360.00–370.00	365.00	-5.19
Wire rod domestic prices						
Wire rod mesh quality North America domestic production Ex-mill US Midwest	Weekly	SB01249	\$/st	495.00–515.00	505.00	-0.98
Wire rod Q195 6.5mm China domestic production Shanghai inc. 1.7% VAT	Weekly	SB01262	Yuan/mt	1920.00–1930.00	1925.00	-1.53
Wire rod mesh quality Europe domestic production delivered	Monthly	SB01246	€/mt	355.00–365.00	360.00	-10.00
Merchant bar prices						
Merchant bar Europe imports CIF Southern Europe port	Monthly	SB01167	€/mt	500.00–520.00	510.00	-2.86
Merchant bar North America domestic production Ex-mill US Midwest	Monthly	SB01168	\$/st	628.00–658.00	643.00	-4.46
Merchant bar Europe domestic production delivered	Monthly	SB01166	€/mt	480.00–490.00	485.00	-4.43
Beam						
H-beams East Asia imports CFR	Monthly	SB01114	\$/mt	500.00–520.00	510.00	-2.86
WF beams medium North America domestic production Ex-mill US Midwest	Monthly	SB01240	\$/st	660.00–680.00	670.00	-1.47
Sections and other						
Medium sections Europe imports CIF Southern Europe port	Monthly	SB01161	€/mt	490.00–500.00	495.00	-1.98
Medium sections Europe domestic production delivered	Weekly	SB01160	€/mt	490.00–500.00	495.00	-1.00
Medium sections Turkey exports FOB Turkish port	Monthly	SB01162	\$/mt	390.00–410.00	400.00	-6.98
Engineering steel HR round bars C45 50-150mm diameter Northern Europe domestic production delivered	Monthly	SB01102	€/mt	500.00–540.00	520.00	-7.14
TSI long product prices						
TSI rebar Northern Europe (EXW)	Weekly	TS01026	€/mt	–	370.00	-1.86
TSI rebar Southern Europe (EXW)	Weekly	TS01027	€/mt	–	370.00	-3.90

PIPE AND TUBE

	Frequency	Platts symbol	Unit	Range	Midpoint	% change
WeldPipe S235 48mm diameter 2mm wall Turkey exports FOB Turkish port	Monthly	SB01255	\$/mt	580.00–600.00	590.00	-3.28
WeldTube S235 50-170mm diameter Europe domestic production delivered	Monthly	SB01258	€/mt	480.00–490.00	485.00	-3.96
WeldPipe standard 4 inch black ERW North America domestic production Ex-mill US Midwest	Monthly	SB01256	\$/st	800.00–820.00	810.00	0.00
WeldPipe standard 4 inch black ERW North America imports EDDP Gulf port	Monthly	SB01257	\$/st	720.00–730.00	725.00	0.00
WeldPipe OCTG carbon steel ERW J55 4 1/2-8 5/8 inch North America domestic production Ex-mill US	Monthly	SB01253	\$/st	926.00–975.00	950.50	0.00
WeldPipe OCTG carbon steel ERW J55 4 1/2-8 5/8 inch North America imports EDDP Gulf port	Monthly	SB01254	\$/st	731.00–780.00	755.50	0.00
7 inch steel OCTG FOB Tianjin	Monthly	AAXNI00	\$/mt	510.00–540.00	525.00	-5.41
7 inch steel OCTG FOB Tianjin	Monthly	AAXNK00	\$/ft	5.32–5.63	5.48	-5.35

STAINLESS

	Frequency	Platts symbol	Unit	Range	Midpoint	% change
CR import prices						
CR304 2B 2mm East Asia imports CFR	Weekly	SB01063	\$/mt	1750.00–1800.00	1775.00	0.00
CR304 2B 14 gauge transaction price inc. surcharge North America imports ex dock duty paid Gulf port	Monthly	SB01057	¢/lb	85.00–92.00	88.50	0.00
CR316 2B 14 gauge transaction price inc. surcharge North America imports ex dock duty paid Gulf port	Monthly	SB01066	¢/lb	121.00–121.00	121.00	0.00
CR430 2B 14 gauge transaction price inc. surcharge North America imports ex dock duty paid Gulf port	Monthly	SB01073	¢/lb	64.00–64.00	64.00	0.00
CR domestic prices						
CR304 2B 2mm coil base Northern Europe domestic production delivered	Monthly	SB01059	€/mt	1060.00–1100.00	1080.00	0.00
CR304 2B 2mm coil transaction price Northern Europe domestic production delivered	Monthly	SB01061	€/mt	2025.00–2065.00	2045.00	-4.88
CR304 2B 2mm coil base Southern Europe domestic production delivered	Monthly	SB01060	€/mt	1050.00–1100.00	1075.00	0.00
CR304 2B 2mm coil transaction price Southern Europe domestic production delivered	Monthly	SB01062	€/mt	2015.00–2065.00	2040.00	-4.90
CR304 2B 14 gauge transaction price inc. surcharge North America domestic production Ex-mill US	Monthly	SB01056	¢/lb	92.00–94.00	93.00	-5.10
CR304 2B 2mm China domestic production Foshan inc. 17% VAT	Monthly	SB01058	Yuan/mt	11850.00–12250.00	12050.00	-0.82
CR316 2B 2mm coil base Northern Europe domestic production delivered	Monthly	SB01067	€/mt	1360.00–1400.00	1380.00	0.00
CR316 2B 2mm coil transaction price Northern Europe domestic production delivered	Monthly	SB01069	€/mt	2675.00–2715.00	2695.00	-5.27
CR316 2B 2mm coil base Southern Europe domestic production delivered	Monthly	SB01068	€/mt	1340.00–1380.00	1360.00	0.00
CR316 2B 2mm coil transaction price Southern Europe domestic production delivered	Monthly	SB01070	€/mt	2655.00–2695.00	2675.00	-5.31
CR316 2B 14 gauge transaction price inc. surcharge North America domestic production Ex-mill US	Monthly	SB01065	¢/lb	118.00–121.00	119.50	-4.78
CR430 BA 2mm coil base Northern Europe domestic production delivered	Monthly	SB01075	€/mt	870.00–970.00	920.00	0.00
CR430 BA 2mm coil transaction price Northern Europe domestic production delivered	Monthly	SB01077	€/mt	1315.00–1415.00	1365.00	-1.09
CR430 BA 2mm coil base Southern Europe domestic production delivered	Monthly	SB01076	€/mt	860.00–960.00	910.00	0.00
CR430 BA 2mm coil transaction price Southern Europe domestic production delivered	Monthly	SB01078	€/mt	1305.00–1405.00	1355.00	-1.09
CR430 2B 14 gauge transaction price inc. surcharge North America domestic production Ex-mill US	Monthly	SB01072	¢/lb	71.00–73.00	72.00	-1.37
CR430 2B 2mm China domestic production Foshan inc. 17% VAT	Monthly	SB01074	€/mt	5900.00–5950.00	5925.00	-0.42
Other domestic stainless prices						
HR 304 3mm China domestic production Foshan inc. 17% VAT	Monthly	SB01136	Yuan/mt	11200.00–11400.00	11300.00	+1.80
430F drawn Bar 8-25mm diameter base Europe domestic production delivered	Monthly	SB01005	€/mt	125.00–135.00	130.00	0.00
304L bright bar 25-80mm diameter transaction price Europe domestic production delivered	Monthly	SB01003	€/mt	2140.00–2240.00	2190.00	-6.21
304L bright bar 25-80mm diameter base Europe domestic production delivered	Monthly	SB01002	€/mt	85.00–95.00	90.00	0.00
430F drawn Bar 8-25mm diameter transaction price Europe domestic production delivered	Monthly	SB01006	€/mt	1805.00–1905.00	1855.00	-1.07
Alloy surcharge domestic prices						
Alloy surcharge 304 coil North America domestic production Ex-mill US	Monthly	SB01009	¢/lb	42.22–42.44	42.33	-10.28
Alloy surcharge 316 coil North America domestic production Ex-mill US	Monthly	SB01012	¢/lb	53.16–53.18	53.17	-10.50
Alloy surcharge 430 coil North America domestic production Ex-mill US	Monthly	SB01016	¢/lb	17.34–17.34	17.34	-2.80
Alloy surcharge 304 coil Europe domestic production	Monthly	SB01008	€/mt	937.00–985.00	961.00	-9.89
Alloy surcharge 316 coil Europe domestic production	Monthly	SB01011	€/mt	1280.00–1339.00	1309.50	-10.31
Alloy surcharge 430 coil Europe domestic production	Monthly	SB01015	€/mt	441.00–446.00	443.50	-3.90
Alloy surcharge 304L bright bar Europe domestic production	Monthly	SB01010	€/mt	1190.00–1400.00	1295.00	-11.66
Alloy surcharge 316L bright bar Europe domestic production	Monthly	SB01013	€/mt	1625.00–1821.00	1723.00	-13.59
Alloy surcharge 420 bright bar Europe domestic production	Monthly	SB01014	€/mt	410.00–496.00	453.00	-3.92
Alloy surcharge 430F bright bar Europe domestic production	Monthly	SB01017	€/mt	510.00–632.00	571.00	-2.97

SEMI-FINISHED

	Frequency	Platts symbol	Unit	Range	Midpoint	% change
Billet China domestic production Tangshan inc. 17% VAT	Daily	SB01032	Yuan/mt	1680.00–1680.00	1680.00	+2.44
Billet Turkey exports FOB	Monthly	SB01039	\$/mt	310.00–320.00	315.00	-4.55
Billet East Asia imports CFR	Weekly	SB01035	\$/mt	270.00–280.00	275.00	-1.79
Billet Latin America exports FOB Latin America port	Monthly	SB01037	\$/mt	310.00–330.00	320.00	-5.88
Billet Turkey imports CFR Turkish port	Monthly	SB01040	\$/mt	265.00–285.00	275.00	-9.84
Billet FOB Black Sea	Daily	STBLB00	\$/mt	–	270.00	0.00
Slab Black Sea exports FOB	Weekly	SB01233	\$/mt	252.00–258.00	255.00	0.00
Slab East Asia imports CFR	Monthly	SB01235	\$/mt	270.00–280.00	275.00	-3.51
Slab Latin America exports FOB Latin America port	Monthly	SB01236	\$/mt	280.00–300.00	290.00	-2.52

STEEL HEADLINES

Weekly iron ore wrap: Prices rise after China's holiday

Spot iron ore prices were rangebound for the first half of last week, as China's National Day holiday left the market nearly devoid of activity.

For more steel news, please visit: www.sbb.com

- Posco aims 10 million mt autosheet sale by 2018
- Asian HRC market keeps quiet after Chinese holiday
- China CRC exports remain in post-holiday lull
- Shanghai HRC prices stable despite firmer futures
- Turkish CRC prices fall further in line with HRC, demand low
- Turkish CRC imports rise in Aug on CIS's lower offer prices
- Grim mood prevails at NASS dinner
- Russian HRC price slips on firmer ruble
- USS in separation agreement with USS Canada
- Billet import market edges down in South East Asia
- Asian rebar prices stable while CN domestic prices down
- Italian Aferpi set to order new Piombino EAF by mid-November
- Turkish export rebar down as silent market continues
- CIS rod and rebar follow billet, dropping \$21/mt on month
- Rod prices under pressure after October scrap fall
- Venezuela imports rebar from Costa Rica for housing program
- Narrow spreads in long products chain challenge mills
- Turkish pipe producers to appeal US OCTG dumping decision
- Subscriber note: Platts to discontinue Domestic China FeCr
- Asian stainless CRC stable on support of nickel prices
- NSSMC promises better disaster prevention at Nagoya
- China Steel 'most profitable among Asian rivals': company
- Stemcor has asset sales blocked by lender
- Duferco opens office in London
- Eurofer sees European steel demand increasing
- Steel needs 'binding global agreement on climate policy': TK
- 'The steel industry needs futures': Colakoglu CEO
- Bushwick Metals appoints new president
- New Mexican steel tariff is 'an example': Alacero, Canacero

STEEL MILL ECONOMICS: GLOBAL SPREADS, OCTOBER 12, 2015

	Platts symbol	Unit	Spread	Change	% change
China flat steel spread (CFSS using IODEX)	FSICT00	\$/mt	166.56	+4.36	+2.69
China flat steel spread (CFSS using TSI)	FSICI00	\$/mt	166.88	+3.24	+1.98
China long steel spread (CLSS using IODEX)	FRMCS00	\$/mt	170.50	-0.36	-0.21
China long steel spread (CLSS using TSI)	SMMCR00	\$/mt	170.82	-1.48	-0.86
China hot metal spread (CHMS using IODEX)	HMICI00	\$/mt	168.53	+2.00	+1.20
China hot metal spread (CHMS using TSI)	HMICT00	\$/mt	168.85	+0.88	+0.53
China coking margin (CCM)	CMIC000	Yuan/mt	180.00	0.00	0.00
China billet-rebar spread (CBRS)	BRSC000	Yuan/mt	255.00	-50.00	-16.39
Turkey scrap-rebar spread (TSRS: Platts)	CMITP00	\$/mt	158.00	0.00	0.00
Turkey scrap-rebar spread (TSRS: TSI)	CMITT00	\$/mt	159.00	+6.00	+3.92
Turkey scrap-Black Sea billet spread (TSBS: Platts)	BSSTP00	\$/mt	93.00	0.00	0.00
Turkey scrap-Black Sea billet spread (TSBS: TSI)	BSSTT00	\$/mt	94.00	+6.00	+6.82
US scrap-HRC spread (US SHRC)	HSSUI00	\$/st	259.30	0.00	0.00
US scrap-HRC futures spread (US SHRCF)	HFSUP00	\$/st	255.30	-2.00	-0.78
US scrap-rebar spread (US SRS)	CMIEU00	\$/st	356.80	0.00	0.00

For spreads calculation and assessment methodology, please go to: <http://platts.com/IM.Platts.Content/MethodologyReferences/MethodologySpecs/steel.pdf>

CHINA BILLET-REBAR SPREAD (Yuan/mt)



PLATTS STEEL ASSESSMENTS CURRENCY AND UNIT COMPARISONS, OCTOBER 12

		€/mt		\$/mt		\$/st		\$/CWT		\$/mt	Prior assessment \$ change	% change
Hot-rolled coil												
EXW Ruhr*	STHRE00	350.00***	STHRM00	397.74	STHRD00	360.83	STHRH00	18.05		397.88	-0.14	-0.04
FOB Black Sea*	STHBE00	250.79	STHRB00	285.00***	STHBD00	258.55	STHBH00	12.93		285.00	0.00	0.00
CIF Antwerp*	STHRA00	325.00***	STHAM00	369.33	STHAD00	335.06	STHAH00	16.76		369.46	-0.13	-0.04
EXW Indiana**	STHIE00	407.27	STHIM00	462.96	STHRI00	420.00***	STHIH00	21.00		462.96	0.00	0.00
CIF, US Gulf states, basis Houston**	STHGE00	358.79	STHGM00	407.85	STHRG00	370.00***	STHGH00	18.50		407.85	0.00	0.00
Cold-rolled coil												
EXW Ruhr*	STRRE00	440.00***	STRRM00	500.02	STRRD00	453.62	STRRH00	22.69		500.19	-0.17	-0.03
FOB Black Sea*	STRBE00	316.79	STRRB00	360.00***	STRBD00	326.59	STRBH00	16.33		360.00	0.00	0.00
CIF Antwerp*	STRRA00	395.00***	STRAM00	448.88	STRAD00	407.22	STRAH00	20.37		449.04	-0.16	-0.04
EXW Indiana**	STRIE00	528.48	STRIM00	600.75	STRRI00	545.00***	STRIH00	27.25		600.75	0.00	0.00
CIF, US Gulf states, basis Houston**	STRGE00	455.75	STRGM00	518.08	STRRG00	470.00***	STRGH00	23.50		518.08	0.00	0.00
Plate												
EXW Ruhr*	STPRE00	425.00***	STPRM00	482.97	STPRD00	438.15	STPRH00	21.91		483.14	-0.17	-0.04
CIF Antwerp*	STPRA00	327.50***	STPAM00	372.17	STPAD00	337.63	STPAH00	16.89		372.30	-0.13	-0.03
EXW US Southeast**	STPIE00	489.69	STPIM00	556.66	STPRI00	505.00***	STPIH00	25.25		556.66	0.00	0.00
CIF, US Gulf states, basis Houston**	STPGE00	424.24	STPGM00	482.25	STPRG00	437.50***	STPGH00	21.88		482.25	0.00	0.00
Reinforcing bar												
EXW Northwest Europe*	STCBE00	380.00***	STCNM00	431.83	STCND00	391.76	STCNH00	19.59		431.98	-0.15	-0.03
East Mediterranean, basis Turkey*	STCEE00	294.79	STCBM00	335.00***	STCED00	303.91	STCEH00	15.20		335.00	0.00	0.00
EXW US Southeast**	STCCE00	501.82	STCCM00	570.44	STCBC00	517.50***	STCCH00	25.88		570.44	0.00	0.00
CIF, US Gulf states, basis Houston**	STCGE00	327.27	STCGM00	372.02	STCBG00	337.50***	STCGH00	16.88		372.02	0.00	0.00

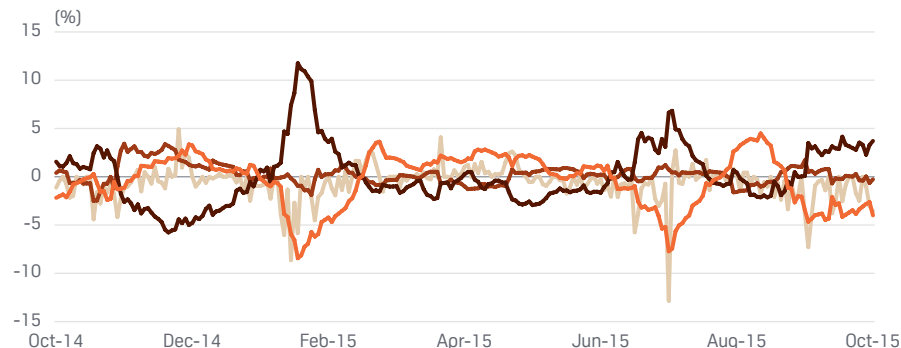
*LN 16:30 €/€ ex rate = 1.3776; **NY 16:30 \$/Eur ex rate = 0.7282. ***the primary assessments and have not been converted

PLATTS TURKEY ARC TRACKER

Indexes against 30-day and 60-day moving averages

	12-Oct		9-Oct	
	vs 30-day	vs 60-day	vs 30-day	vs 60-day
Scrap	FETKF10 -3.02% FETKF00 -\$5.34	FETKG10 -5.29% FETKG00 -\$9.36	FETKF10 -3.29% FETKF00 -\$5.83	FETKG10 -5.34% FETKG00 -\$9.46
Billet	FETKH10 3.25% FETKH00 +\$9.26	FETKI10 5.06% FETKI00 +\$14.43	FETKH10 3.54% FETKH00 +\$10.09	FETKI10 5.15% FETKI00 +\$14.68
Rebar	FETKJ10 -0.55% FETKJ00 -\$1.84	FETKK60 -0.34% FETKK00 -\$1.13	FETKJ10 -0.57% FETKJ00 -\$1.90	FETKK60 -0.35% FETKK00 -\$1.17
Market direction	FETKE20 0.00%	FETKE00 +\$0.00	FETKE20 -3.49%	FETKE00 -\$9.00
Composite Index (July, 6, 2012 = 100)	FETKL00 50.98	FETKL00 50.98		

PLATTS TURKEY ARC STEEL TRACKER BASED ON 30-DAY AVERAGES



Platts Turkey ARC is a relative strength indicator for Rebar FOB, Billet CFR and Scrap CFR prices. The daily index for each commodity is the degree the price is over or below the average of the price relationship with the others over the past 30 days, with 0 as equilibrium. Indices for each commodity based on relative price analysis over 60 days are available for longer term price signals for the commodity or for the wider complex, and potential changes in demand and supply for the steel industry. Source: Platts



STEEL PRICE REPORT

Volume 2 / Issue 196 / October 12, 2015

Associate Editorial Director, Metals Markets-Americas

Christopher Davis
Office: +1-412-431-0398, Mobile: +1-412-656-7681

Senior Editor, Steel

Tom Balcerak
Office: +1-412-824-0941, Mobile: +1-412-916-8476

Associate Editors

Nicholas Tolomeo
Office: +1-412-246-1577, Mobile: +1-412-337-4223

Michael Fitzgerald

Office: +1-412-246-1574, Mobile: +1-724-494-9381

Estelle Tran

Office: +1-412-431-0632, Mobile: +1-412-860-4527

Editorial Director of Metals

Joe Innace
Office: +1-212-904-3484, Mobile: +1-631-747-8054

Global Content Director, Metals & TSI

Steven Randall
Office: +44 207 176 7649

Chief Content Officer

Martin Fraenkel

Product Manager, Metals

Kathryn Sharbaugh
+1-412-431-4616

Product Manager

Joseph Eckelman
+1-412-246-1586

General Manager, Metals

Andrew Goodwin

Platts President

Imogen Dillon Hatcher

Advertising

Tel: +1-720-264-6631

Manager, Advertisement Sales

Kacey Comstock

To reach Platts: E-mail: support@platts.com; North America: Tel: 800-PLATTS-8; Latin America: +54-11-4121-4810; Europe & Middle East: +44-20-7176-6111; Asia Pacific: +65-6530-6430

Steel Price Report is published daily by Platts, a division of McGraw Hill Financial. Registered office Two Penn Plaza, 25th Floor, New York, NY 10121-2298

Officers of the Corporation: Harold McGraw III, Chairman; Doug Peterson, President and Chief Executive Officer; Lucy Fato, Executive Vice President and General Counsel; Jack F. Callahan Jr., Executive Vice President and Chief Financial Officer; Elizabeth O'Melia, Senior Vice President, Treasury Operations..

Restrictions on Use: You may use the prices, indexes, assessments and other related information (collectively, "Data") in this publication only for your personal use or, if your company has a license from Platts and you are an "Authorized User," for your company's internal business. You may not publish, reproduce, distribute, retransmit, resell, create any derivative work from and/or otherwise provide access to Data or any portion thereof to any person (either within or outside your company including, but not limited to, via or as part of any internal electronic system or Internet site), firm or entity, other than as authorized by a separate license from Platts, including without limitation any subsidiary, parent or other entity that is affiliated with your company, it being understood that any approved use or distribution of the Data beyond the express uses authorized in this paragraph above is subject to the payment of additional fees to Platts.

Disclaimer: DATA IN THIS PUBLICATION IS BASED ON MATERIALS COLLECTED FROM ACTUAL MARKET PARTICIPANTS. PLATTS, ITS AFFILIATES AND ALL OF THEIR THIRD-PARTY LICENSORS DISCLAIM ANY AND ALL WARRANTIES, EXPRESS OR IMPLIED, INCLUDING, BUT NOT LIMITED TO, ANY WARRANTIES OF MERCHANTABILITY OR FITNESS FOR A PARTICULAR PURPOSE OR USE AS TO THE DATA, OR THE RESULTS OBTAINED BY ITS USE OR AS TO THE PERFORMANCE THEREOF. A REFERENCE TO A PARTICULAR INVESTMENT, SECURITY, RATING OR ANY OBSERVATION CONCERNING A SECURITY OR INVESTMENT PROVIDED IN THE DATA IS NOT A RECOMMENDATION TO BUY, SELL

OR HOLD SUCH INVESTMENT OR SECURITY OR MAKE ANY OTHER INVESTMENT DECISIONS. NEITHER PLATTS, NOR ITS AFFILIATES OR THEIR THIRD-PARTY LICENSORS GUARANTEE THE ADEQUACY, ACCURACY, TIMELINESS OR COMPLETENESS OF THE DATA OR ANY COMPONENT THEREOF OR ANY COMMUNICATIONS, INCLUDING BUT NOT LIMITED TO ORAL OR WRITTEN COMMUNICATIONS (WHETHER IN ELECTRONIC OR OTHER FORMAT), WITH RESPECT THERETO.

ACCORDINGLY, ANY USER OF THE DATA SHOULD NOT RELY ON ANY RATING OR OTHER OPINION CONTAINED THEREIN IN MAKING ANY INVESTMENT OR OTHER DECISION. PLATTS, ITS AFFILIATES AND THEIR THIRD-PARTY LICENSORS SHALL NOT BE SUBJECT TO ANY DAMAGES OR LIABILITY FOR ANY ERRORS, OMISSIONS OR DELAYS IN THE DATA. THE DATA AND ALL COMPONENTS THEREOF ARE PROVIDED ON AN "AS IS" BASIS AND YOUR USE OF THE DATA IS AT YOUR OWN RISK.

Limitation of Liability: IN NO EVENT WHATSOEVER SHALL PLATTS, ITS AFFILIATES OR THEIR THIRD-PARTY LICENSORS BE LIABLE FOR ANY INDIRECT, SPECIAL, INCIDENTAL, PUNITIVE OR CONSEQUENTIAL DAMAGES, INCLUDING BUT NOT LIMITED TO LOSS OF PROFITS, TRADING LOSSES, OR LOST TIME OR GOODWILL, EVEN IF THEY HAVE BEEN ADVISED OF THE POSSIBILITY OF SUCH DAMAGES, WHETHER IN CONTRACT, TORT, STRICT LIABILITY OR OTHERWISE.

Permission is granted for those registered with the Copyright Clearance Center (CCC) to photocopy material herein for internal reference or personal use only, provided that appropriate payment is made to the CCC, 222 Rosewood Drive, Danvers, MA 01923, phone (978) 750-8400. Reproduction in any other form, or for any other purpose, is forbidden without express permission of McGraw Hill Financial. For article reprints contact: The YGS Group, phone +1-717-505-9701 x105. Text-only archives available on Dialog File 624, Data Star, Factiva, LexisNexis, and Westlaw.

Platts is a trademark of McGraw Hill Financial

Copyright © 2015 by Platts, McGraw Hill Financial

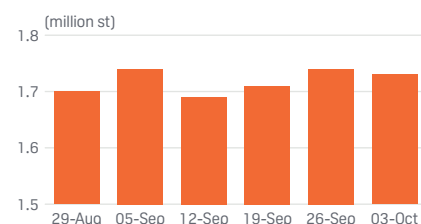
EXCHANGE STEEL FUTURES

	Platts symbol	Close	% change
Rebar futures, China (Yuan/mt)			
Shanghai Futures Exchange rebar 1 month	XHRC001	1708.00	-4.10
Shanghai Futures Exchange rebar 2 month	XHRC002	1788.00	+0.22
Shanghai Futures Exchange rebar 3 month	XHRC003	1824.00	-0.22
Shanghai Futures Exchange rebar 4 month	XHRC004	1847.00	-0.27
Shanghai Futures Exchange rebar 5 month	XHRC005	1828.00	-0.11
Shanghai Futures Exchange rebar 6 month	XHRC006	1832.00	-0.49
Shanghai Futures Exchange rebar 7 month	XHRC007	1841.00	-1.39
Shanghai Futures Exchange rebar 8 month	XHRC008	1880.00	-0.42
Shanghai Futures Exchange rebar 9 month	XHRC009	1864.00	-0.43
Shanghai Futures Exchange rebar 10 month	XHRC010	1873.00	-0.74
Shanghai Futures Exchange rebar 11 month	XHRC011	1901.00	-0.21
Shanghai Futures Exchange rebar 12 month	XHRC012	1906.00	-0.26
Hot-rolled coil futures, US (\$/st)			
CME Globex US Midwest domestic HRC 1 month	XNHR001	416.00	-0.48
CME Globex US Midwest domestic HRC 2 month	XNHR002	396.00	-0.75
CME Globex US Midwest domestic HRC 3 month	XNHR003	401.00	+0.25
CME Globex US Midwest domestic HRC 4 month	XNHR004	417.00	-0.95
CME Globex US Midwest domestic HRC 5 month	XNHR005	420.00	-0.71
CME Globex US Midwest domestic HRC 6 month	XNHR006	423.00	-0.47
CME Globex US Midwest domestic HRC 7 month	XNHR007	429.00	+0.23
CME Globex US Midwest domestic HRC 8 month	XNHR008	429.00	-0.23
CME Globex US Midwest domestic HRC 9 month	XNHR009	429.00	-0.69
CME Globex US Midwest domestic HRC 10 month	XNHR010	430.00	-0.92
CME Globex US Midwest domestic HRC 11 month	XNHR011	430.00	-0.92
CME Globex US Midwest domestic HRC 12 month	XNHR012	430.00	-0.92

STEEL INDUSTRY DATA

	Platts symbol	('000 mt)	Change
Monthly crude steel production (August)			
World (66 reporting countries)	IISIA03	132336.61	-400.72
Asia	IISIC03	91486.18	+1061.97
Europe EU	IISIE03	13123.62	-1180.97
Europe Other	IISII03	2764.19	+59.44
CIS	IISID03	8591.81	+76.81
North America	IISIG03	9727.15	-26.31
South America	IISIJ03	3782.20	-31.09
Africa/Middle East	IISIK03	3201.70	+111.26
Oceania	IISIH03	508.61	+3.44
Source: World Steel Association			
American Iron and Steel Institute data			
AISI raw steel US production weekly (tons)	AISII04	1727000.00	-8000.00
AISI raw steel US capability utilization weekly (%)	AISIH04	72.20	-0.40

AISII US RAW STEEL PRODUCTION



AISIH % US CAPABILITY UTILIZATION

